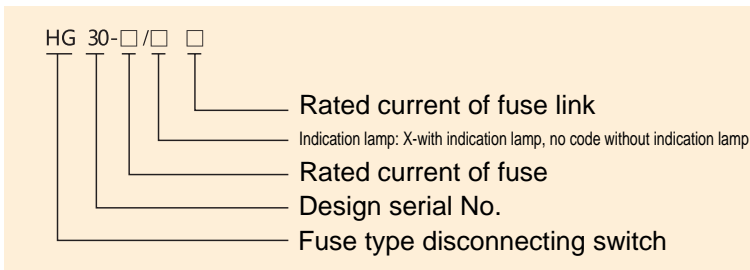
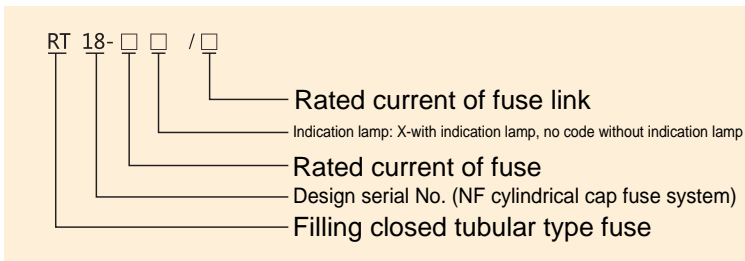


▶ Usage and its scope of application

RT18/HG30 series filling closed tubular type cylindrical cap fuse is suitable for the industrial electric distribution device of AC 50Hz, rated voltage 380V, rated current up to 63A, as the use of circuit's over-load and short-circuit protection. Confirms to standards: GB13539.1-2008/IEC60269-1:2006; GB/T13539.2-2008/IEC60269-2:2006

▶ Model and its implication



▶ Normal operating condition and installation condition

3.1 Ambient temperature: -5C~+40C, average value within 24h does not exceed +35C, and the average value within one year should be less than this value.

3.2 Altitude of installation place does not exceed 2000m

3.3 Atmosphere condition

The air is clean, and its relative humidity does not exceed 50% when the ambient temperature is at 40 C. It is allowed relatively high humidity at the relatively low temperature, for example, the relative humidity can reach 90% when 20C, and it should take consideration of the condensation produced on the surface of product that is due to the temperature variation.

3.4 Voltage

The maximum value of system voltage does not exceed 110% of fuse's rated voltage.

3.5 Installation category: III

3.6 Grade of pollution: not less than 3

3.7 Installation position

This series of fuse can be vertically, horizontally or obliquely installed at those operation occasions of without obvious shake, impact vibration.

Note: if the fuse is used in the different from the normal installation specified condition, it should be negotiated with the manufacturer.

▶ **Scope of breaking and usage category**

Breaking scope of this series fuse link is "g", the usage category is "G", which is the general use full scope of breaking capacity fuse link.

▶ **Structure characteristics**

This series of fuse is consisted of fuse link, fuse holder (fuse base, fusion loading component). Fuse link is consisted of fuse tube, melt and filler. The variable cross-section melt of pure copper belt or wire is sealing into the high strength fuse tube, there filled into the fuse tube with the high purity of quartz sand that is processed by chemical as the arcing medium. Two ends of the melt are spot welded to be firmly electric connected with the end plate (or connecting plate), which forms the cylindrical cap fuse. Fuse holder is consisted of the fuse base and fusion loading component, it appears full sealing type structure when the fuse operations. There can be with fusing indication lamp on the fusion loading component, the indication lamp will lighting when the fuse link is fusing to remind the operator. The holder is installed by the TH35 standard rail, easy and convenient. The wiring terminal of two ends are connected with the external wire by the screw.

▶ **Main technique parameter**

Table 1

Model	Size of fuse link	Rated breaking capacity		Rated voltage	Rated current A	
		I _b , kA	cos φ		Fuse base	Fuse link
RT18-32	10x38	100	0.1~0.2	380V	32	2、4、6、8、10、16、20、25、32
RT18-63	14x51				63	2、4、6、8、10、16、20、25、32、40、50、63
HG30-32	10x38				32	10、16、20、25、32

▶ **External and installation dimension**

7.1 External and installation dimension of fuse link

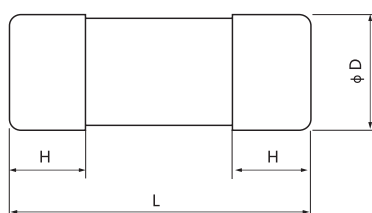


Table 2

Model	Size	Code		
		L mm	H(max)mm	φ Dmm
R015	10x38	38±0.6	10.5	10.3±0.1
R016	14x51	51 ^{+0.6} _{-1.0}	13.8	14.3±0.1

7.2 External and installation dimension of fuse holder

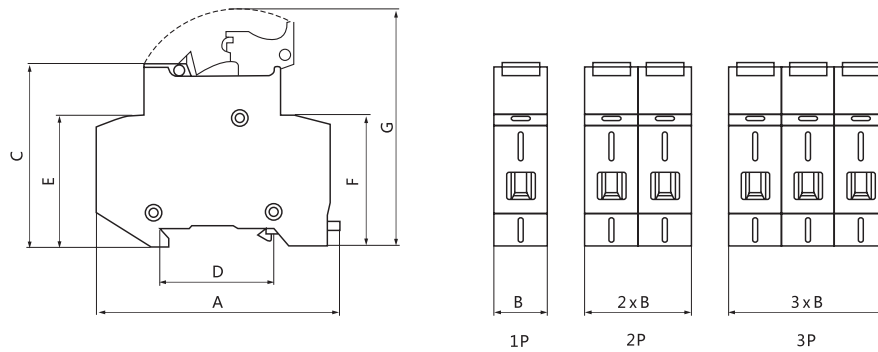
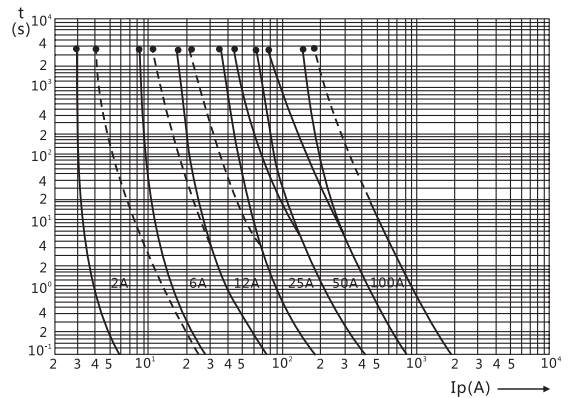
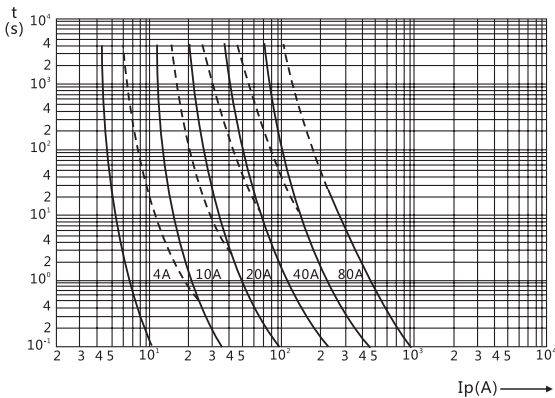
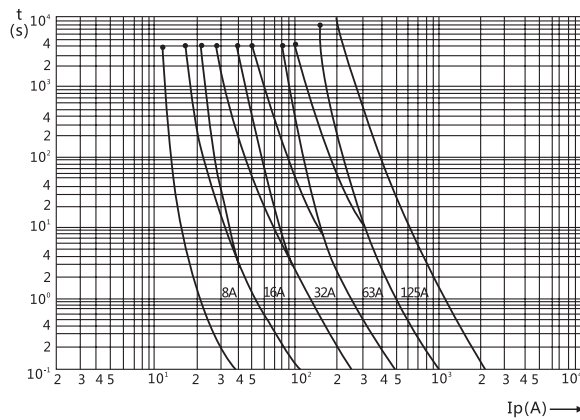


Table 3

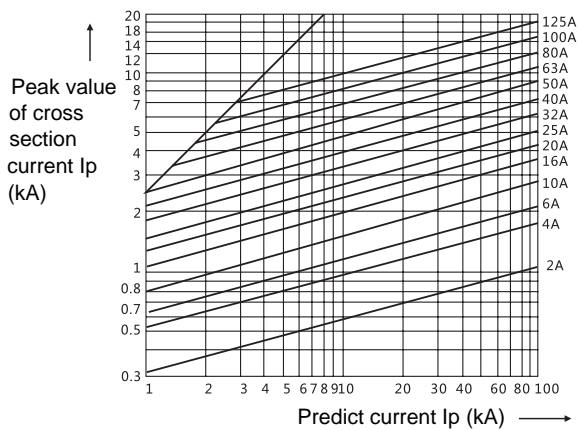
Model	Code							Suited fuse link size
	A mm	B mm	C mm	D mm	E mm	F mm	G mm	
RT18-32	80	18	63	36	45	45	75	10x38
RT18-63	103	26	78	36	58	58	105	14x51
HG30-32	80	18	70	36	45	45	80	10x38

Fuse link time-current characteristics curve





Cross section current characteristics curve



▶ **Ordering Notice**

It required to be noted: product name and model No., voltage of fuse link, current of fuse link and quantity. The base or fuse link can be ordered separately.
 For example, 1. Fuse link RT18-32 380V/16A 1000 pcs, base RT18-32 1000 pcs, which can be also written as: RT18-32 380V/16A 1000 sets.
 2. Fuse link RT18-63 380V/50A 8000 pcs, base RT18-63 600 pcs
 3. Base RT18-32X 1000pcs (implies with indication lamp)